

Local Market Update – September 2020

A RESEARCH TOOL PROVIDED BY THE COLUMBUS REALTORS®
BASED ON RESIDENTIAL LISTING DATA ONLY



Entire MLS

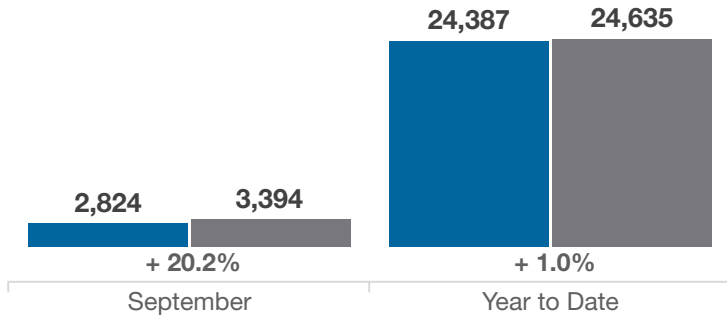
Includes all of Franklin, Delaware, Fayette, Licking, Madison, Morrow, Pickaway and Union Counties, and parts of Athens, Champaign, Clark, Clinton, Fairfield, Hocking, Knox, Logan, Marion, Muskingum, Perry and Ross Counties

| Key Metrics | September | | | Year to Date | | |
|--|-----------|-----------|----------|--------------|-------------|----------|
| | 2019 | 2020 | % Change | Thru 9-2019 | Thru 9-2020 | % Change |
| Closed Sales | 2,824 | 3,394 | + 20.2% | 24,387 | 24,635 | + 1.0% |
| In Contracts | 3,176 | 3,729 | + 17.4% | 26,183 | 26,968 | + 3.0% |
| Average Sales Price* | \$239,564 | \$277,832 | + 16.0% | \$242,986 | \$263,293 | + 8.4% |
| Median Sales Price* | \$206,000 | \$240,000 | + 16.5% | \$210,000 | \$230,000 | + 9.5% |
| Average Price Per Square Foot* | \$132.00 | \$150.00 | + 13.6% | \$131.79 | \$142.95 | + 8.5% |
| Percent of Original List Price Received* | 96.6% | 99.9% | + 3.4% | 97.5% | 98.7% | + 1.2% |
| Percent of Last List Price Received* | 98.4% | 100.6% | + 2.2% | 98.8% | 99.7% | + 0.9% |
| Days on Market Until Sale | 28 | 21 | - 25.0% | 31 | 29 | - 6.5% |
| New Listings | 3,295 | 3,491 | + 5.9% | 30,673 | 28,431 | - 7.3% |
| Median List Price of New Listings | \$214,900 | \$234,900 | + 9.3% | \$220,000 | \$234,900 | + 6.8% |
| Median List Price at Time of Sale | \$209,900 | \$239,900 | + 14.3% | \$212,000 | \$229,900 | + 8.4% |
| Inventory of Homes for Sale | 5,277 | 2,803 | - 46.9% | — | — | — |
| Months Supply of Inventory | 1.9 | 1.0 | - 47.4% | — | — | — |

* Does not account for sale concessions and/or downpayment assistance. | Percent changes are calculated using rounded figures and can sometimes look extreme due to small sample size.

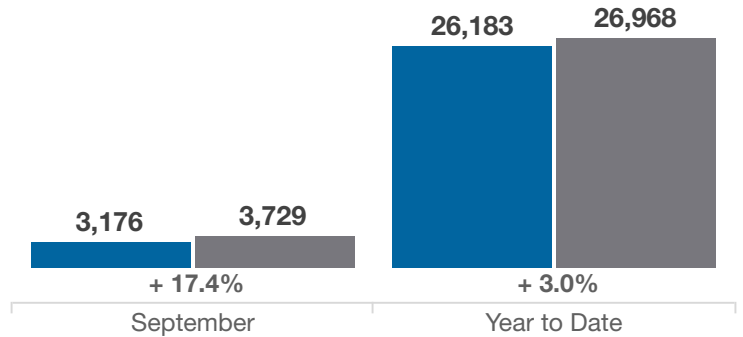
Closed Sales

■ 2019 ■ 2020



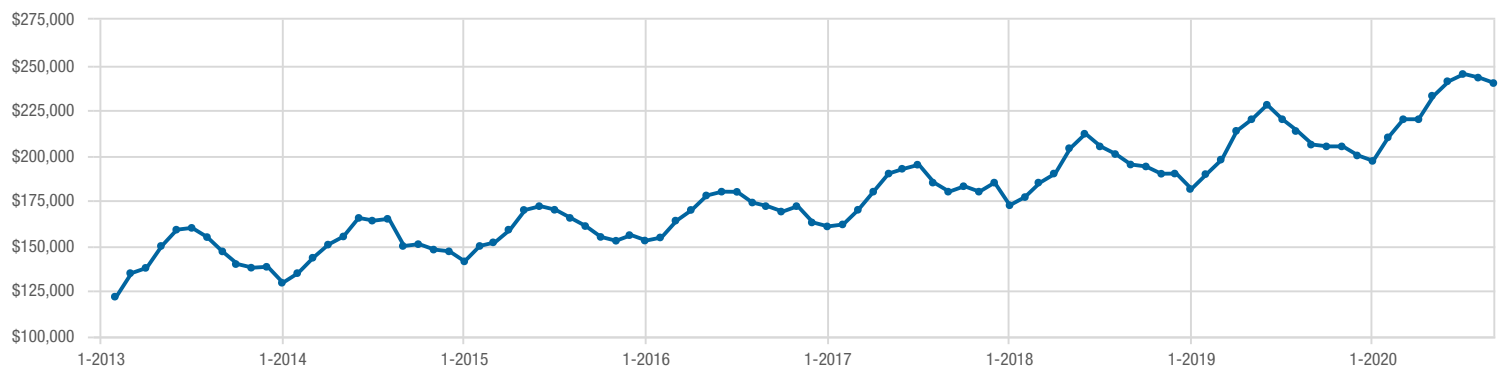
In Contracts

■ 2019 ■ 2020



Median Sales Price

Current Period



Each data point represents the median sales price in a given month.

Local Market Update – September 2020

A RESEARCH TOOL PROVIDED BY THE COLUMBUS REALTORS®
BASED ON RESIDENTIAL LISTING DATA ONLY



Entire MLS

Includes all of Franklin, Delaware, Fayette, Licking, Madison, Morrow, Pickaway and Union Counties, and parts of Athens, Champaign, Clark, Clinton, Fairfield, Hocking, Knox, Logan, Marion, Muskingum, Perry and Ross Counties

