

Local Market Update – August 2020

A RESEARCH TOOL PROVIDED BY THE COLUMBUS REALTORS®
BASED ON RESIDENTIAL LISTING DATA ONLY



Entire MLS

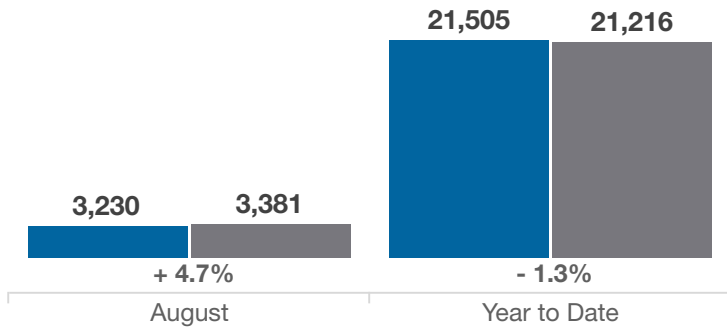
Includes all of Franklin, Delaware, Fayette, Licking, Madison, Morrow, Pickaway and Union Counties, and parts of Athens, Champaign, Clark, Clinton, Fairfield, Hocking, Knox, Logan, Marion, Muskingum, Perry and Ross Counties

Key Metrics	August			Year to Date		
	2019	2020	% Change	Thru 8-2019	Thru 8-2020	% Change
Closed Sales	3,230	3,381	+ 4.7%	21,505	21,216	- 1.3%
In Contracts	3,639	4,180	+ 14.9%	23,532	23,855	+ 1.4%
Average Sales Price*	\$247,567	\$279,134	+ 12.8%	\$243,558	\$260,997	+ 7.2%
Median Sales Price*	\$213,500	\$243,000	+ 13.8%	\$211,000	\$229,900	+ 9.0%
Average Price Per Square Foot*	\$134.26	\$149.69	+ 11.5%	\$131.81	\$141.84	+ 7.6%
Percent of Original List Price Received*	97.5%	99.8%	+ 2.4%	97.6%	98.5%	+ 0.9%
Percent of Last List Price Received*	98.9%	100.5%	+ 1.6%	98.9%	99.5%	+ 0.6%
Days on Market Until Sale	27	22	- 18.5%	31	31	0.0%
New Listings	3,690	3,600	- 2.4%	27,363	24,931	- 8.9%
Median List Price of New Listings	\$214,500	\$235,500	+ 9.8%	\$222,900	\$234,900	+ 5.4%
Median List Price at Time of Sale	\$214,900	\$239,900	+ 11.6%	\$214,000	\$229,500	+ 7.2%
Inventory of Homes for Sale	5,187	2,748	- 47.0%	—	—	—
Months Supply of Inventory	1.9	1.0	- 47.4%	—	—	—

* Does not account for sale concessions and/or downpayment assistance. | Percent changes are calculated using rounded figures and can sometimes look extreme due to small sample size.

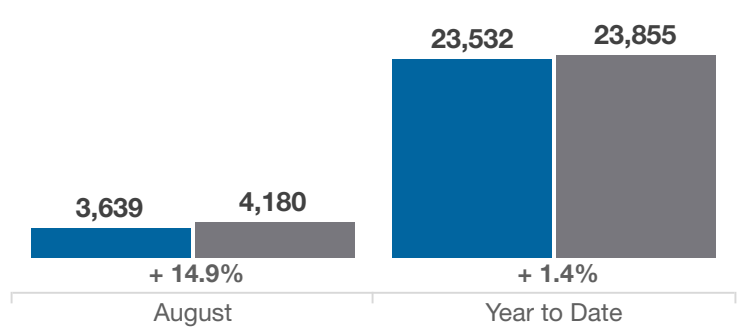
Closed Sales

■ 2019 ■ 2020



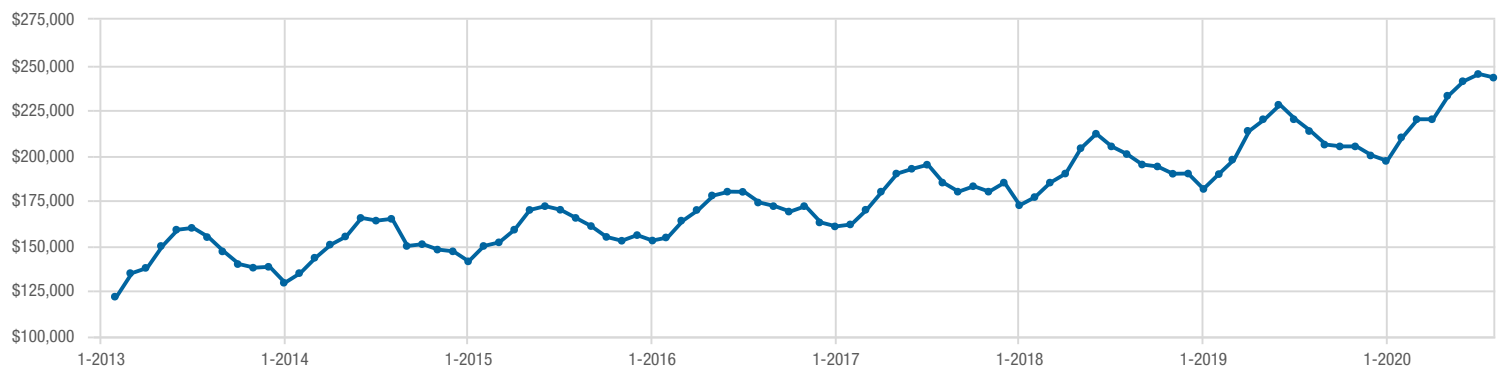
In Contracts

■ 2019 ■ 2020



Median Sales Price

Current Period



Each data point represents the median sales price in a given month.

Local Market Update – August 2020

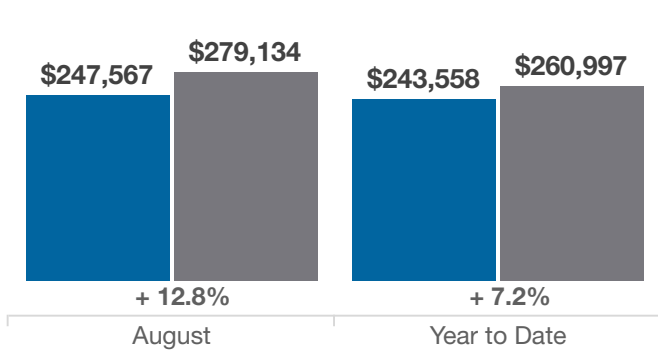
A RESEARCH TOOL PROVIDED BY THE COLUMBUS REALTORS®
BASED ON RESIDENTIAL LISTING DATA ONLY



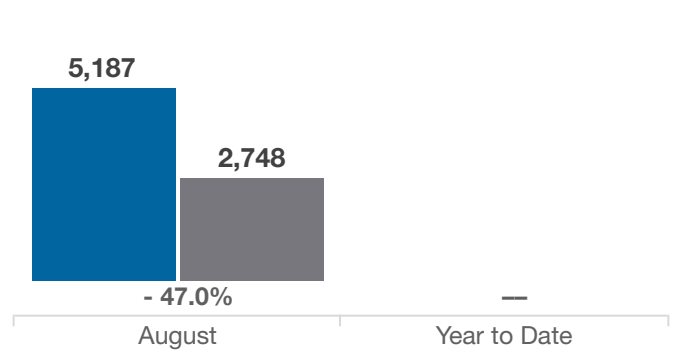
Entire MLS

Includes all of Franklin, Delaware, Fayette, Licking, Madison, Morrow, Pickaway and Union Counties, and parts of Athens, Champaign, Clark, Clinton, Fairfield, Hocking, Knox, Logan, Marion, Muskingum, Perry and Ross Counties

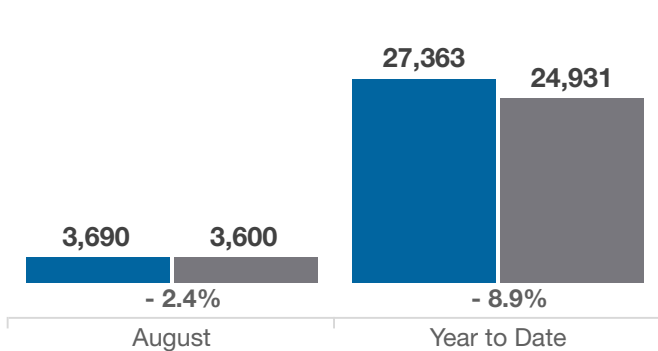
Average Sales Price



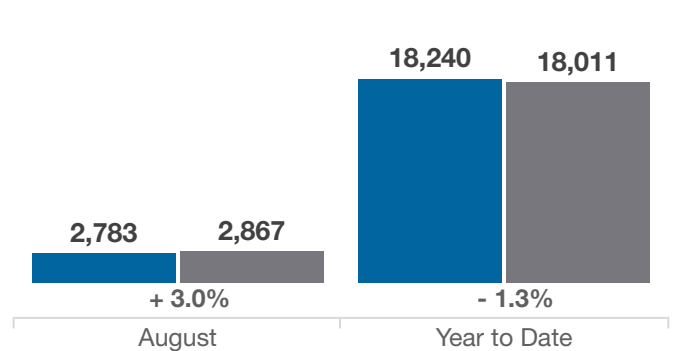
Inventory of Homes for Sale



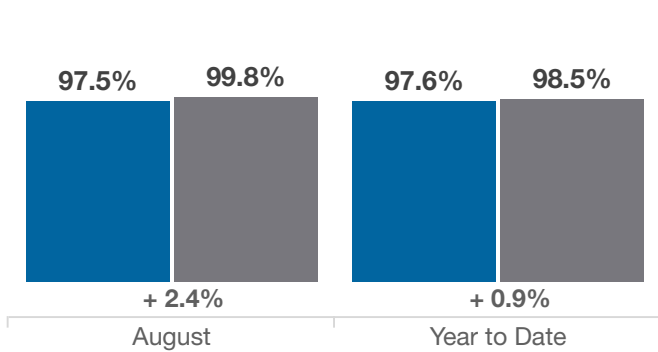
New Listings



Single Family Sales



Pct. Of Orig. List Price Received



Condo Sales

