

# Local Market Update – June 2020

A RESEARCH TOOL PROVIDED BY THE COLUMBUS REALTORS®  
BASED ON RESIDENTIAL LISTING DATA ONLY



## Entire MLS

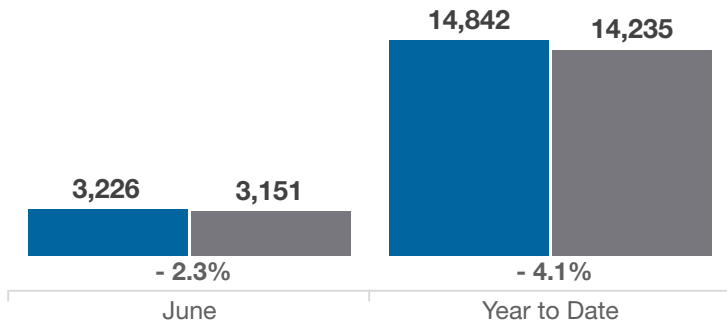
Includes all of Franklin, Delaware, Fayette, Licking, Madison, Morrow, Pickaway and Union Counties, and parts of Athens, Champaign, Clark, Clinton, Fairfield, Hocking, Knox, Logan, Marion, Muskingum, Perry and Ross Counties

Key Metrics	June			Year to Date		
	2019	2020	% Change	Thru 6-2019	Thru 6-2020	% Change
Closed Sales	3,226	3,151	- 2.3%	14,842	14,235	- 4.1%
In Contracts	3,872	4,158	+ 7.4%	17,298	16,844	- 2.6%
Average Sales Price*	\$262,344	\$273,020	+ 4.1%	\$241,132	\$252,715	+ 4.8%
Median Sales Price*	\$228,000	\$241,000	+ 5.7%	\$209,900	\$222,000	+ 5.8%
Average Price Per Square Foot*	\$137.57	\$146.16	+ 6.2%	\$130.32	\$138.76	+ 6.5%
Percent of Original List Price Received*	98.7%	98.9%	+ 0.2%	97.5%	97.8%	+ 0.3%
Percent of Last List Price Received*	99.5%	99.8%	+ 0.3%	98.8%	99.1%	+ 0.3%
Days on Market Until Sale	23	27	+ 17.4%	34	34	0.0%
New Listings	3,965	3,554	- 10.4%	19,779	17,490	- 11.6%
Median List Price of New Listings	\$225,000	\$243,900	+ 8.4%	\$225,000	\$232,000	+ 3.1%
Median List Price at Time of Sale	\$226,500	\$239,900	+ 5.9%	\$209,900	\$224,849	+ 7.1%
Inventory of Homes for Sale	4,784	2,948	- 38.4%	—	—	—
Months Supply of Inventory	1.8	1.1	- 38.9%	—	—	—

\* Does not account for sale concessions and/or downpayment assistance. | Percent changes are calculated using rounded figures and can sometimes look extreme due to small sample size.

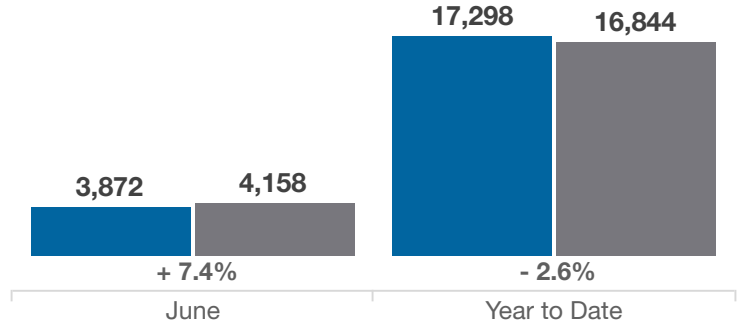
### Closed Sales

■ 2019 ■ 2020



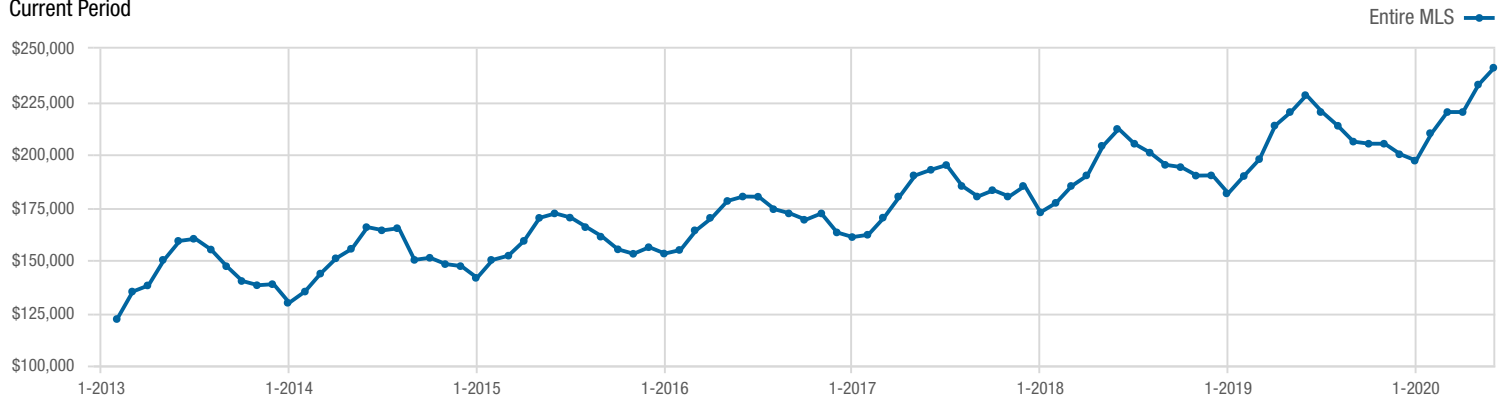
### In Contracts

■ 2019 ■ 2020



### Median Sales Price

Current Period



Each data point represents the median sales price in a given month.

# Local Market Update – June 2020

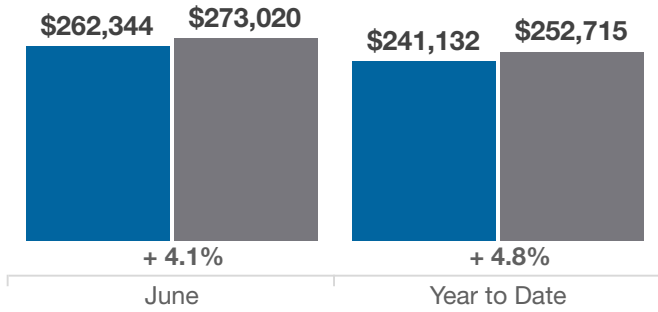
A RESEARCH TOOL PROVIDED BY THE COLUMBUS REALTORS®  
BASED ON RESIDENTIAL LISTING DATA ONLY



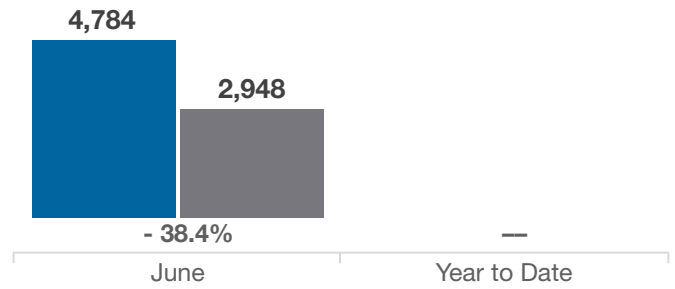
## Entire MLS

Includes all of Franklin, Delaware, Fayette, Licking, Madison, Morrow, Pickaway and Union Counties, and parts of Athens, Champaign, Clark, Clinton, Fairfield, Hocking, Knox, Logan, Marion, Muskingum, Perry and Ross Counties

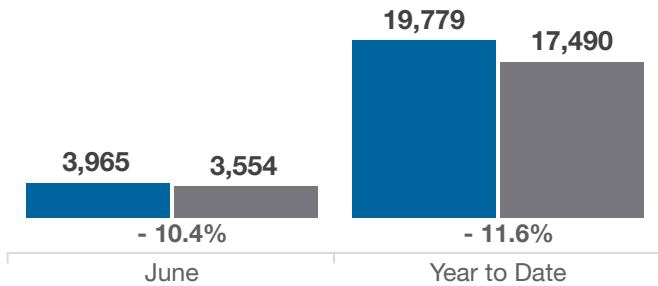
**Average Sales Price** 2019 2020



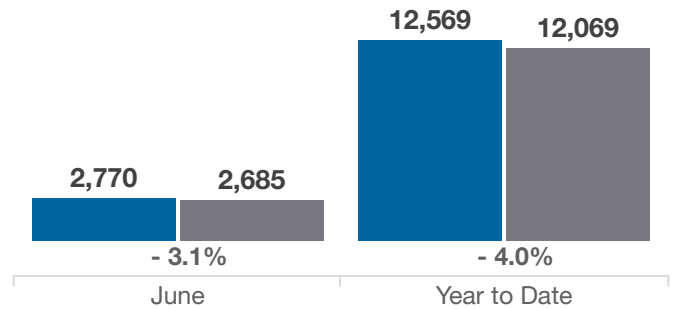
**Inventory of Homes for Sale** 2019 2020



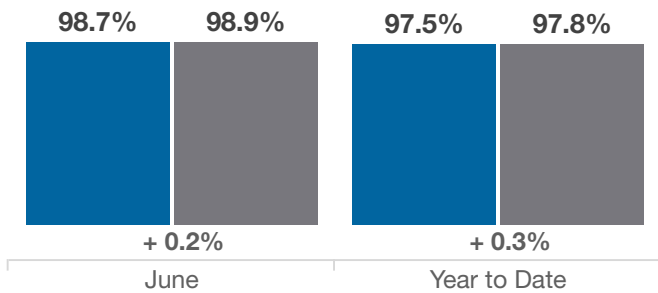
**New Listings** 2019 2020



**Single Family Sales** 2019 2020



**Pct. Of Orig. List Price Received** 2019 2020



**Condo Sales** 2019 2020

