

# Local Market Update – October 2018

A RESEARCH TOOL PROVIDED BY THE COLUMBUS REALTORS®  
BASED ON RESIDENTIAL LISTING DATA ONLY



## Entire MLS

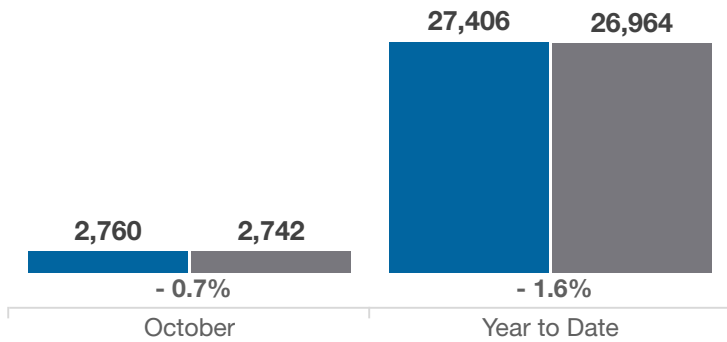
Includes all of Franklin, Delaware, Fayette, Licking, Madison, Morrow, Pickaway and Union Counties, and parts of Athens, Champaign, Clark, Clinton, Fairfield, Hocking, Knox, Logan, Marion, Muskingum, Perry and Ross Counties

Key Metrics	October			Year to Date		
	2017	2018	% Change	Thru 10-2017	Thru 10-2018	% Change
Closed Sales	2,760	2,742	- 0.7%	27,406	26,964	- 1.6%
In Contracts	3,185	3,055	- 4.1%	29,151	28,247	- 3.1%
Average Sales Price*	\$215,296	\$225,519	+ 4.7%	\$215,112	\$228,880	+ 6.4%
Median Sales Price*	\$183,000	\$193,918	+ 6.0%	\$181,500	\$195,000	+ 7.4%
Average Price Per Square Foot*	\$118.11	\$122.85	+ 4.0%	\$116.33	\$124.39	+ 6.9%
Percent of Original List Price Received*	96.4%	95.7%	- 0.7%	97.3%	97.6%	+ 0.3%
Percent of Last List Price Received*	98.1%	97.8%	- 0.3%	98.5%	98.8%	+ 0.3%
Days on Market Until Sale	32	33	+ 3.1%	35	31	- 11.4%
New Listings	2,914	3,059	+ 5.0%	33,512	33,729	+ 0.6%
Median List Price of New Listings	\$181,450	\$197,825	+ 9.0%	\$189,900	\$204,750	+ 7.8%
Median List Price at Time of Sale	\$184,999	\$195,000	+ 5.4%	\$183,000	\$195,000	+ 6.6%
Inventory of Homes for Sale	5,131	5,405	+ 5.3%	—	—	—
Months Supply of Inventory	1.9	2.0	+ 5.3%	—	—	—

\* Does not account for sale concessions and/or downpayment assistance. | Percent changes are calculated using rounded figures and can sometimes look extreme due to small sample size.

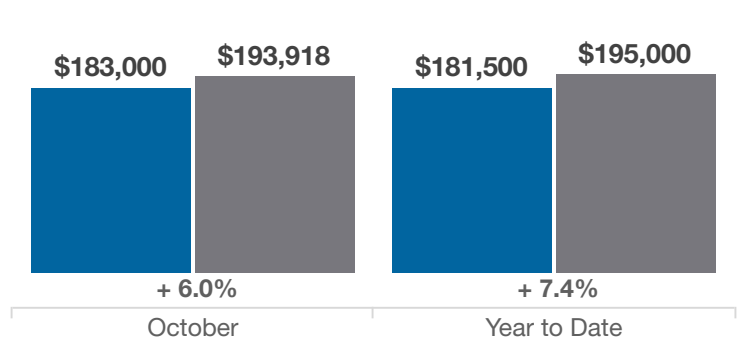
### Closed Sales

■ 2017 ■ 2018



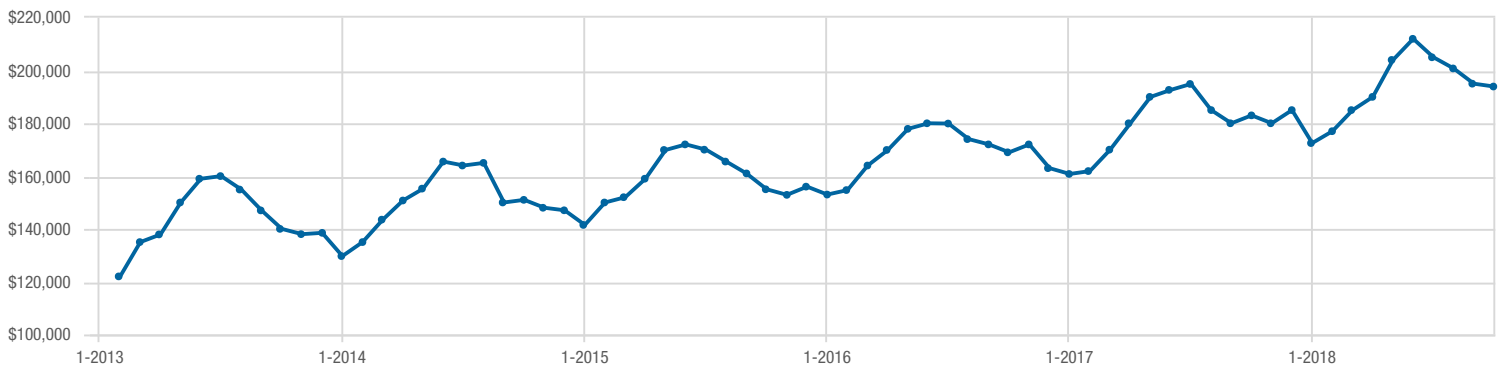
### Median Sales Price

■ 2017 ■ 2018



### Median Sales Price

Current Period



Each data point represents the median sales price in a given month.

# Local Market Update – October 2018

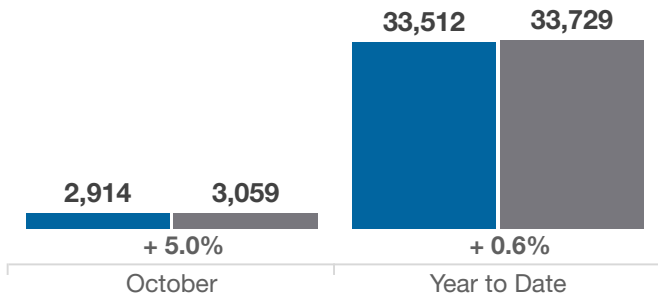
A RESEARCH TOOL PROVIDED BY THE COLUMBUS REALTORS®  
BASED ON RESIDENTIAL LISTING DATA ONLY

## Entire MLS

Includes all of Franklin, Delaware, Fayette, Licking, Madison, Morrow, Pickaway and Union Counties, and parts of Athens, Champaign, Clark, Clinton, Fairfield, Hocking, Knox, Logan, Marion, Muskingum, Perry and Ross Counties

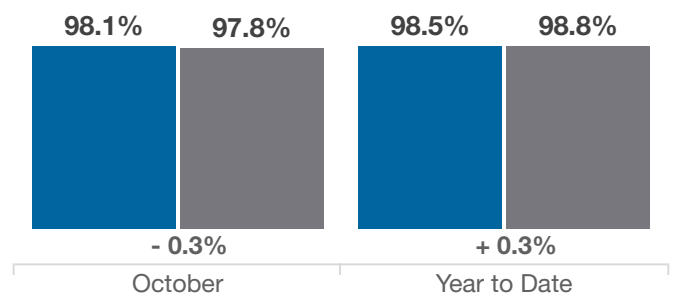
### New Listings

■ 2017 ■ 2018



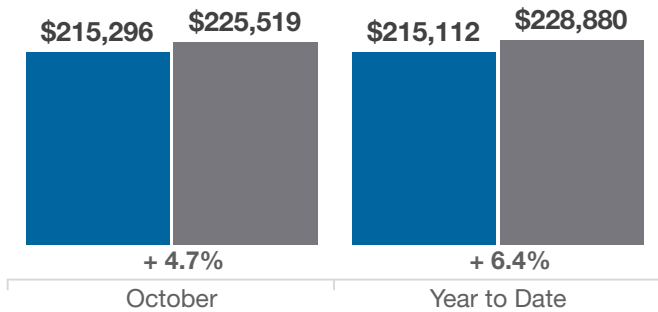
### Pct. of Last List Price Received

■ 2017 ■ 2018



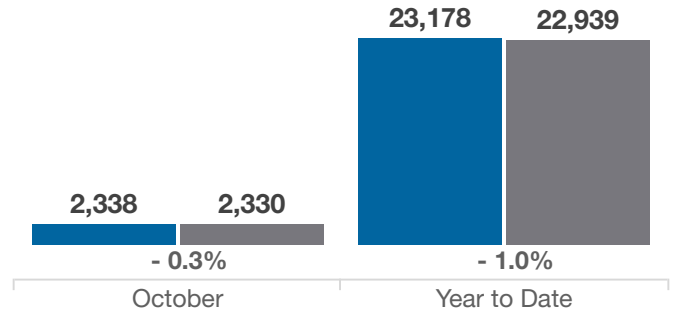
### Average Sales Price

■ 2017 ■ 2018



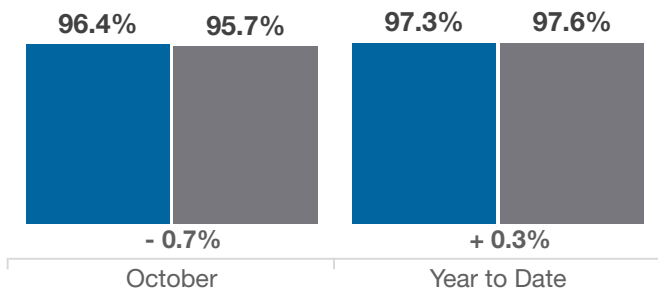
### Single Family Sales

■ 2017 ■ 2018



### Pct. Of Orig. List Price Received

■ 2017 ■ 2018



### Condo Sales

■ 2017 ■ 2018

