

Local Market Update – July 2016

A RESEARCH TOOL PROVIDED BY THE COLUMBUS REALTORS®
BASED ON RESIDENTIAL LISTING DATA ONLY



Entire MLS

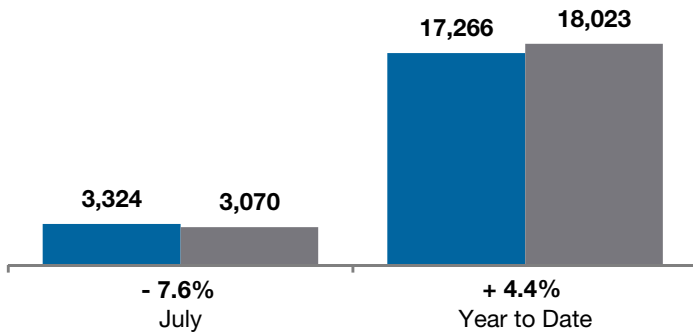
Includes all of Franklin, Delaware, Fayette, Licking, Madison, Morrow, Pickaway and Union Counties, and parts of Athens, Champagne, Clark, Clinton, Fairfield, Hocking, Knox, Logan, Marion, Muskingum, Perry and Ross Counties

	July			Year to Date		
	2015	2016	+ / -	2015	2016	+ / -
Closed Sales	3,324	3,070	- 7.6%	17,266	18,023	+ 4.4%
In Contracts	--	3,819	--	--	20,918	--
Average Sales Price	\$205,407	\$213,809	+ 4.1%	\$192,815	\$203,434	+ 5.5%
Median Sales Price**	\$169,900	\$179,900	+ 5.9%	\$160,000	\$170,000	+ 6.3%
Average Price per Square Foot**	\$106.23	\$114.10	+ 7.5%	\$101.26	\$107.84	+ 6.9%
Percent of Original List Price Received**	96.1%	97.5%	+ 1.5%	95.3%	96.3%	+ 1.0%
Percent of Last List Price Received**	97.8%	98.5%	+ 0.7%	97.3%	98.0%	+ 0.7%
Days on Market Until Sale	43	33	- 23.3%	58	47	- 19.0%
New Listings	3,895	3,865	- 0.8%	23,990	24,039	+ 0.2%
Median List Price of New Listings	\$169,900	\$179,900	+ 5.9%	\$169,777	\$179,000	+ 5.4%
Median List Price at Time of Sale	\$170,000	\$179,900	+ 5.8%	\$164,900	\$171,900	+ 4.2%
Inventory of Homes for Sale	--	6,402	--	--	--	--
Months Supply of Inventory	--	2.4	--	--	--	--

** Does not account for seller concessions.

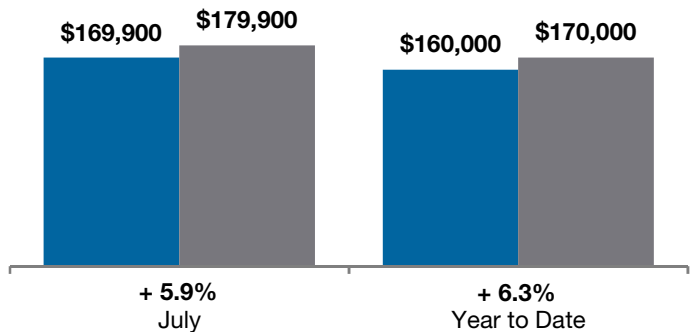
Closed Sales

■ 2015 ■ 2016



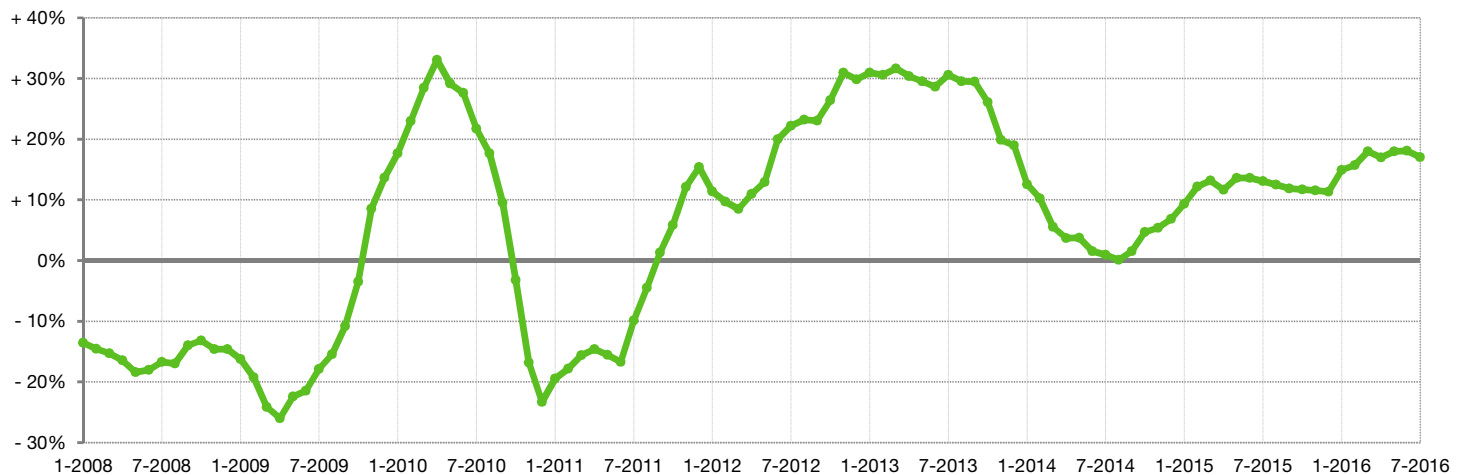
Median Sales Price

■ 2015 ■ 2016



Change in Median Sales Price from Prior Year (6-Month Average)†

Entire MLS



† Each dot represents the change in median sales price from the prior year using a 6-month weighted average. This means that each of the 6 months used in a dot are proportioned according to their share of sales during that period. | Current as of August 12, 2016. All data from Columbus REALTORS® Multiple Listing Service (MLS). | Report © 2016 ShowingTime. | Page 1 of 2

Local Market Update – July 2016

A RESEARCH TOOL PROVIDED BY THE COLUMBUS REALTORS®
 BASED ON RESIDENTIAL LISTING DATA ONLY

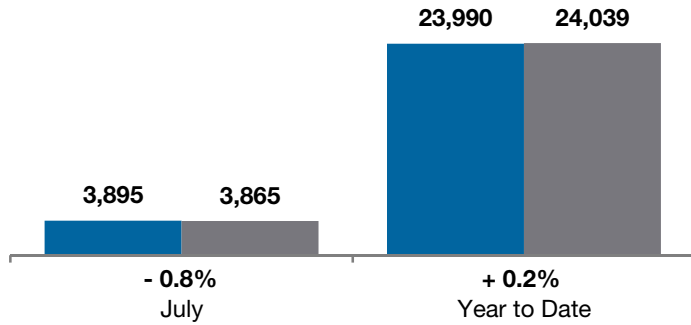


Entire MLS

Includes all of Franklin, Delaware, Fayette, Licking, Madison, Morrow, Pickaway and Union Counties, and parts of Athens, Champagne, Clark, Clinton, Fairfield, Hocking, Knox, Logan, Marion, Muskingum, Perry and Ross Counties

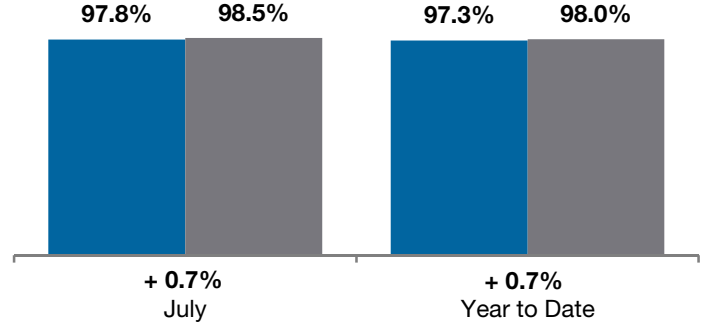
New Listings

■ 2015 ■ 2016



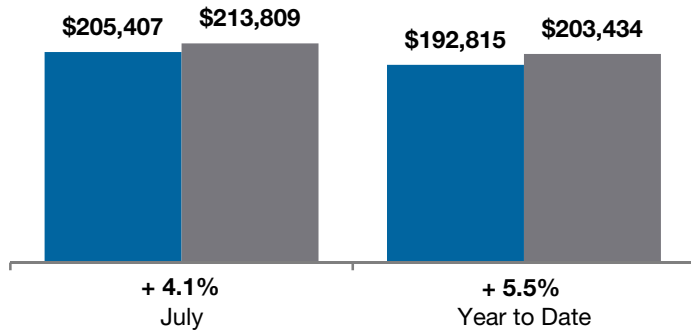
Pct of Last List Price Received

■ 2015 ■ 2016



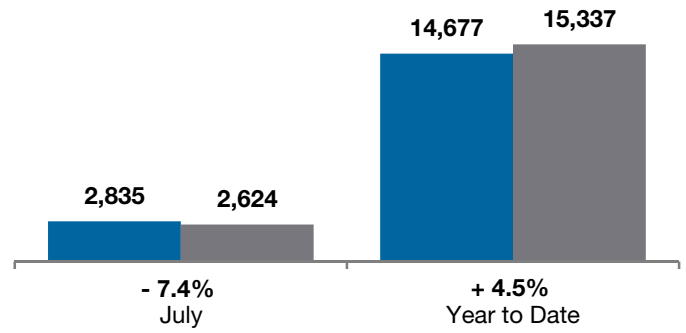
Average Sales Price

■ 2015 ■ 2016



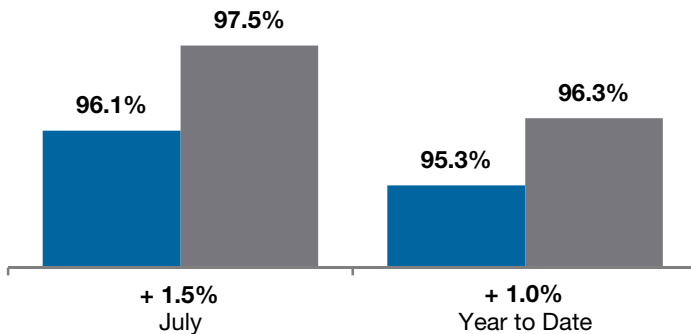
Single Family Sales

■ 2015 ■ 2016



Pct. of Orig. List Price Received

■ 2015 ■ 2016



Condo Sales

■ 2015 ■ 2016

