

Local Market Update – February 2016

A RESEARCH TOOL PROVIDED BY THE COLUMBUS REALTORS®
BASED ON RESIDENTIAL LISTING DATA ONLY



Entire MLS

Includes all of Franklin, Delaware, Fayette, Licking, Madison, Morrow, Pickaway and Union Counties, and parts of Athens, Champagne, Clark, Clinton, Fairfield, Hocking, Knox, Logan, Marion, Muskingum, Perry and Ross Counties

February

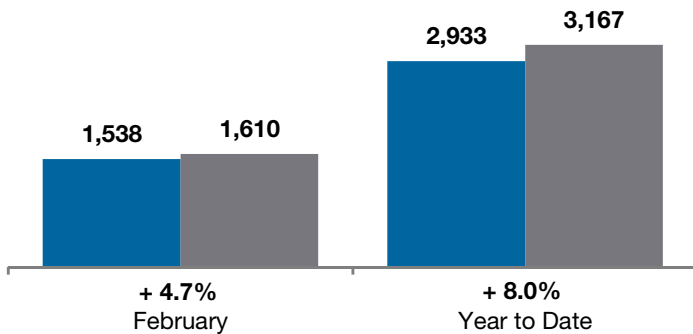
Year to Date

	2015	2016	+ / -	2015	2016	+ / -
Closed Sales	1,538	1,610	+ 4.7%	2,933	3,167	+ 8.0%
In Contracts	--	2,997	--	--	5,018	--
Average Sales Price	\$178,692	\$185,556	+ 3.8%	\$176,643	\$185,387	+ 5.0%
Median Sales Price**	\$148,000	\$154,700	+ 4.5%	\$145,000	\$154,000	+ 6.2%
Average Price per Square Foot**	\$93.32	\$100.23	+ 7.5%	\$92.35	\$99.10	+ 7.6%
Percent of Original List Price Received**	93.5%	93.9%	+ 0.4%	93.2%	94.2%	+ 1.1%
Percent of Last List Price Received**	96.6%	96.8%	+ 0.2%	96.2%	96.9%	+ 0.7%
Days on Market Until Sale	77	66	- 14.3%	75	63	- 16.0%
New Listings	2,396	2,628	+ 9.7%	4,702	4,886	+ 3.9%
Median List Price of New Listings	\$164,900	\$169,900	+ 3.0%	\$158,900	\$165,000	+ 3.8%
Median List Price at Time of Sale	\$151,800	\$158,900	+ 4.7%	\$149,900	\$157,900	+ 5.3%
Inventory of Homes for Sale	--	5,433	--	--	--	--
Months Supply of Inventory	--	2.1	--	--	--	--

** Does not account for seller concessions.

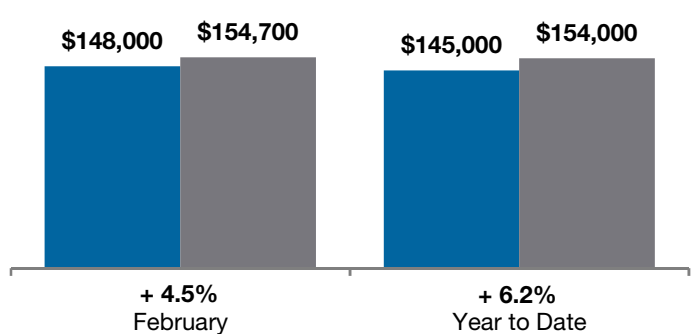
Closed Sales

■ 2015 ■ 2016



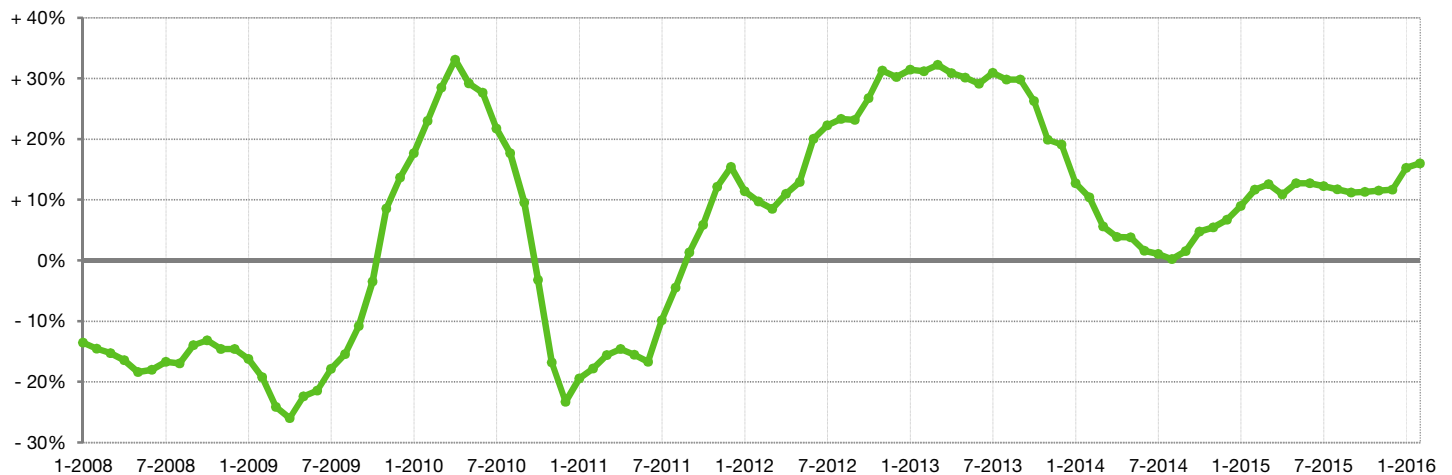
Median Sales Price

■ 2015 ■ 2016



Change in Median Sales Price from Prior Year (6-Month Average)†

Entire MLS —



† Each dot represents the change in median sales price from the prior year using a 6-month weighted average. This means that each of the 6 months used in a dot are proportioned according to their share of sales during that period. | Current as of March 13, 2016. All data from Columbus REALTORS® Multiple Listing Service (MLS). | Report © 2016 by ShowingTime 10K. | Page 1 of 2

Local Market Update – February 2016

A RESEARCH TOOL PROVIDED BY THE COLUMBUS REALTORS®
 BASED ON RESIDENTIAL LISTING DATA ONLY

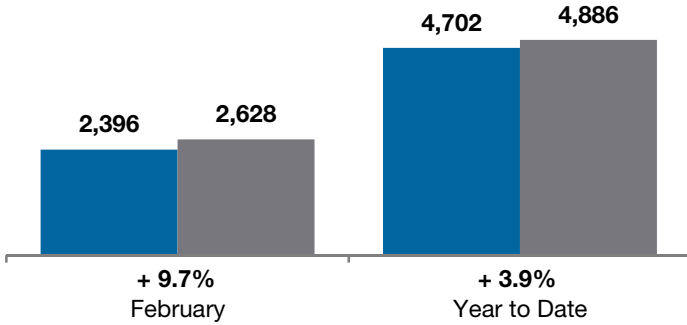


Entire MLS

Includes all of Franklin, Delaware, Fayette, Licking, Madison, Morrow, Pickaway and Union Counties, and parts of Athens, Champagne, Clark, Clinton, Fairfield, Hocking, Knox, Logan, Marion, Muskingum, Perry and Ross Counties

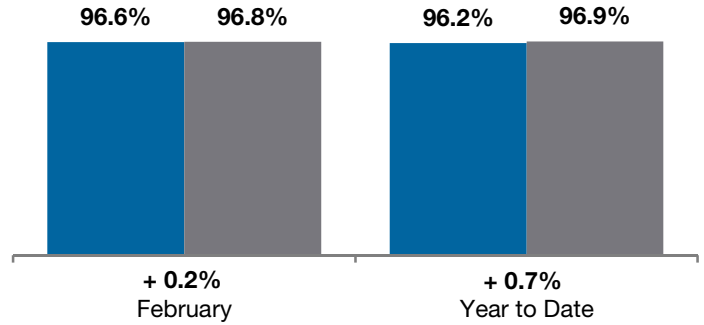
New Listings

■ 2015 ■ 2016



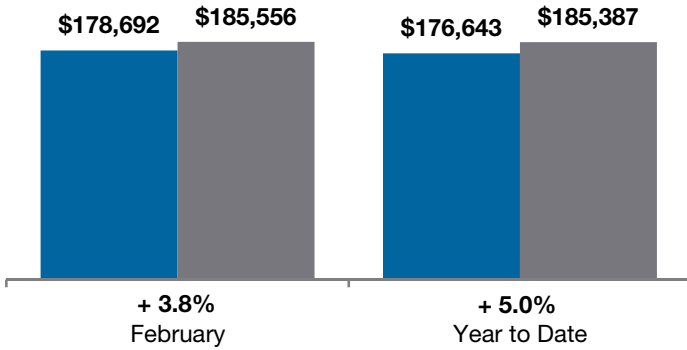
Pct of Last List Price Received

■ 2015 ■ 2016



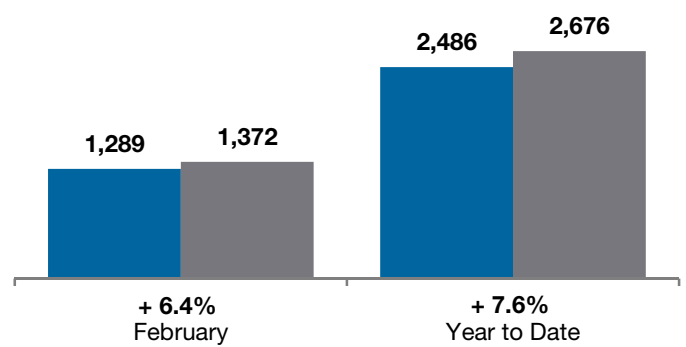
Average Sales Price

■ 2015 ■ 2016



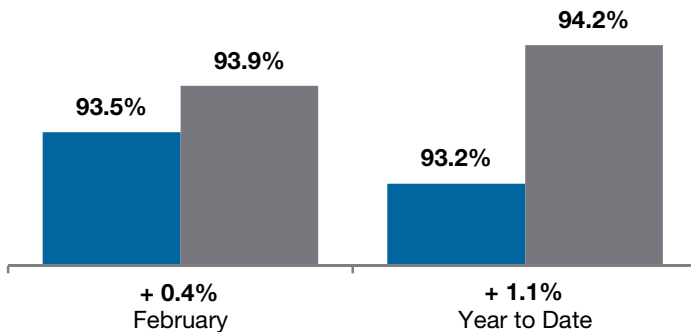
Single Family Sales

■ 2015 ■ 2016



Pct. of Orig. List Price Received

■ 2015 ■ 2016



Condo Sales

■ 2015 ■ 2016

