

Local Market Update – September 2017

A RESEARCH TOOL PROVIDED BY THE COLUMBUS REALTORS®
BASED ON RESIDENTIAL LISTING DATA ONLY



Entire MLS

Includes all of Franklin, Delaware, Fayette, Licking, Madison, Morrow, Pickaway and Union Counties, and parts of Athens, Champagne, Clark, Clinton, Fairfield, Hocking, Knox, Logan, Marion, Muskingum, Perry and Ross Counties

September

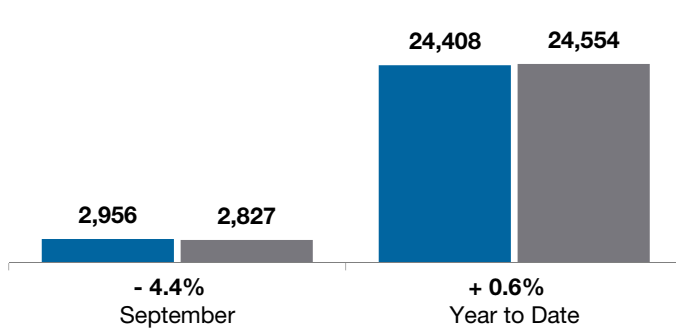
Year to Date

	2016	2017	+ / -	2016	2017	+ / -
Closed Sales	2,956	2,827	- 4.4%	24,408	24,554	+ 0.6%
In Contracts	--	3,140	--	--	26,484	--
Average Sales Price	\$204,223	\$212,916	+ 4.3%	\$203,248	\$215,230	+ 5.9%
Median Sales Price**	\$171,000	\$180,000	+ 5.3%	\$170,000	\$181,500	+ 6.8%
Average Price per Square Foot**	\$109.43	\$117.67	+ 8.3%	\$108.30	\$116.17	+ 7.4%
Percent of Original List Price Received**	96.5%	97.0%	+ 0.5%	96.5%	97.4%	+ 0.9%
Percent of Last List Price Received**	98.2%	98.5%	+ 0.3%	98.1%	98.6%	+ 0.5%
Days on Market Until Sale	35	29	- 17.1%	44	35	- 20.5%
New Listings	2,973	3,048	+ 2.5%	30,456	30,581	+ 0.4%
Median List Price of New Listings	\$173,700	\$183,685	+ 5.7%	\$176,900	\$189,900	+ 7.3%
Median List Price at Time of Sale	\$174,900	\$181,950	+ 4.0%	\$172,673	\$183,000	+ 6.0%
Inventory of Homes for Sale	--	5,448	--	--	--	--
Months Supply of Inventory	--	2.0	--	--	--	--

** Does not account for seller concessions.

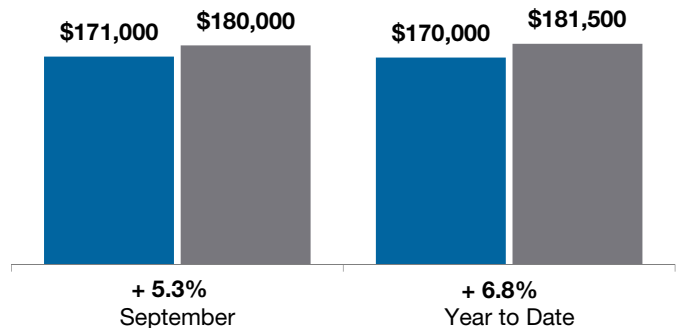
Closed Sales

■ 2016 ■ 2017



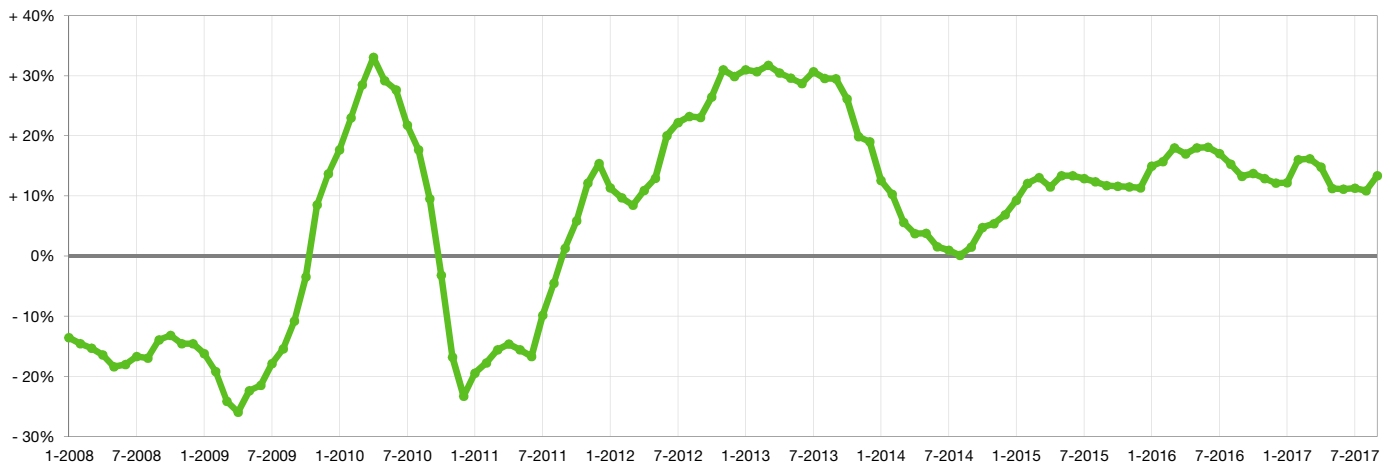
Median Sales Price

■ 2016 ■ 2017



Change in Median Sales Price from Prior Year (6-Month Average)†

Entire MLS



† Each dot represents the change in median sales price from the prior year using a 6-month weighted average. This means that each of the 6 months used in a dot are proportioned according to their share of sales during that period. | Current as of October 12, 2017. All data from Columbus REALTORS® Multiple Listing Service (MLS). | Report © 2017 ShowingTime. | Page 1 of 2

Local Market Update – September 2017

A RESEARCH TOOL PROVIDED BY THE COLUMBUS REALTORS®
BASED ON RESIDENTIAL LISTING DATA ONLY

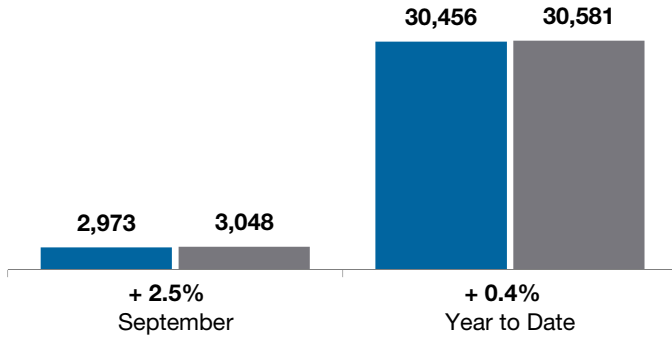


Entire MLS

Includes all of Franklin, Delaware, Fayette, Licking, Madison, Morrow, Pickaway and Union Counties, and parts of Athens, Champagne, Clark, Clinton, Fairfield, Hocking, Knox, Logan, Marion, Muskingum, Perry and Ross Counties

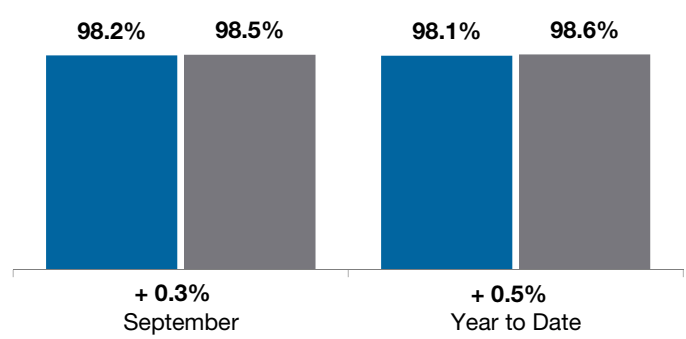
New Listings

■ 2016 ■ 2017



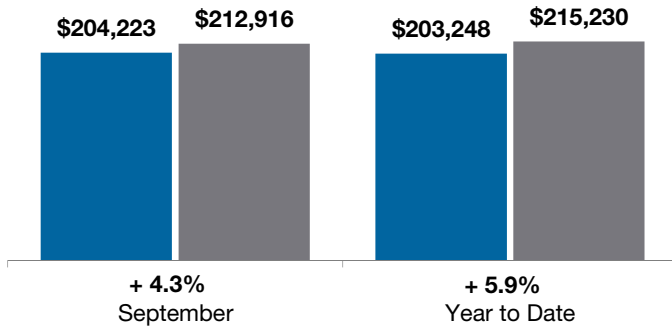
Pct of Last List Price Received

■ 2016 ■ 2017



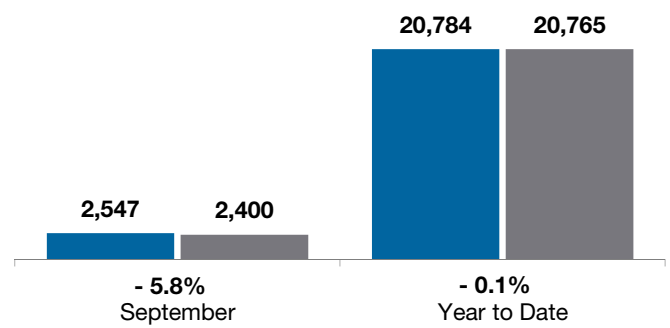
Average Sales Price

■ 2016 ■ 2017



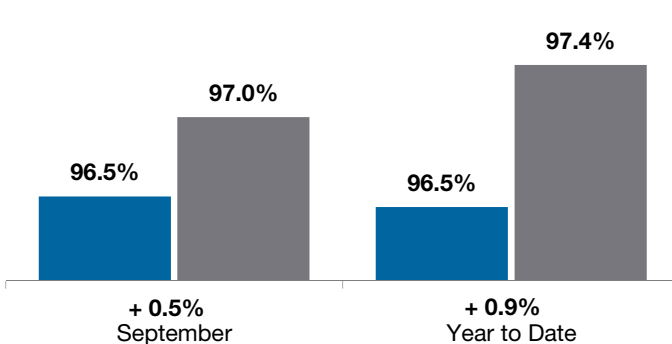
Single Family Sales

■ 2016 ■ 2017



Pct. of Orig. List Price Received

■ 2016 ■ 2017



Condo Sales

■ 2016 ■ 2017

